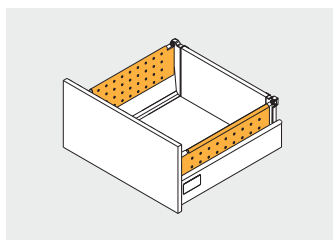







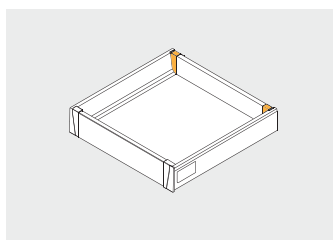
Lochseitenwand für hohe Schublade
 Côté perforé pour tiroir haut
 Panel lateral perforado para cajón alto







	 L mm		
PB-D-BXSIDE45C	450	grau / gris / gris	Stahl acier acero
PB-D-BXSIDE45C-10		weiß / blanc / blanco	
PB-D-BXSIDE50C	500	grau / gris / gris	
PB-D-BXSIDE50C-10		weiß / blanc / blanco	



Rückwandbefestigung, niedrig
 Raccord de panneau arrière, bas
 Conector panel trasero, bajo



			
PB-D-N2R0-00	1 Set = L+R 1 ensemble = G+D 1 jgo. = I+D	grau / gris / gris	Stahl acier acero
PB-D-N2R0-01		weiß / blanc / blanco	

